

Scaled data based on original data using
LM-79-08 Approved Method: Electrical and Photometric Measurements of Solid-
State Lighting Products

Test Report Prepared for
Cooper Lighting Solutions
(formerly Eaton)

Brand: McGRAW-EDISON

Report Number: P227459

Luminaire Tested: **ISW-AF-1200-LED-E1-RW-7030**

Issue Date: 3/3/2020

Test Information

Test Method: LM-79-08
Report Number: P227459
TEST IS SCALED FROM IESNA LM-79-08 TEST DATA (P29767)
Test Lab: INNOVATION CENTER-P2
Issue Date: 3/3/2020
Manufacturer: COOPER LIGHTING SOLUTIONS (FORMERLY EATON)
Product Line: MCGRAW-EDISON
Catalog Number: ISW-AF-1200-LED-E1-RW-7030
Description: IMPACT ELITE LED WEDGE LUMINAIRE
LIGHT SQUARE WITH ACCULED OPTICS-RECTANGULAR WIDE TYPE I
Light Source: (16) 3000K CCT, 70 CRI LEDs
Ballast/Driver: ELECTRONIC DRIVER

Summary

Lumens per Lamp: N/A
Luminaire Lumens: 6017.6 lumens
Efficiency: N/A
Efficacy: 91.2 lumens/watt
Luminous Opening: Rectangular (W 0.5' x L: 0.5' x H: 0')
IES Classification: Type II - Medium - Cutoff
BUG Rating: B2 - U1 - G2

Input Watts (W): 66
Input Voltage (V): 120
Input Current (Ain): NR
Voltage Rise (V): NR
Power Factor: NR
Total Harmonic Distortion (THDi): NR
Frequency (hertz): 60
Stabilization Time: NR
Operation Time: NR
Ambient Temperature (°C): NR
Test Distance: 25 FT

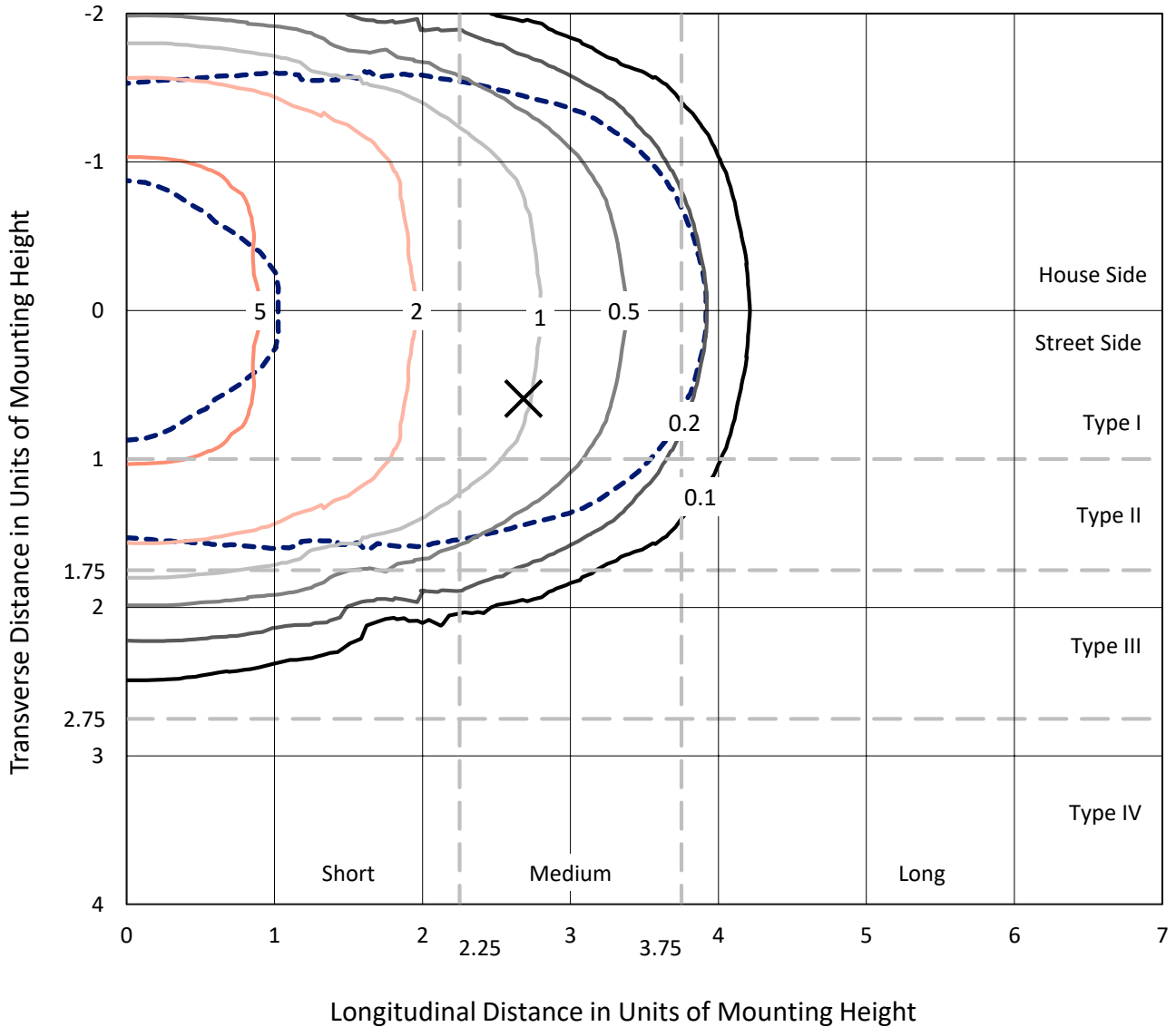


REPORT NUMBER: P227459

CATALOG NUMBER: ISW-AF-1200-LED-E1-RW-7030

Iso-Footcandle Lines of Horizontal Illumination

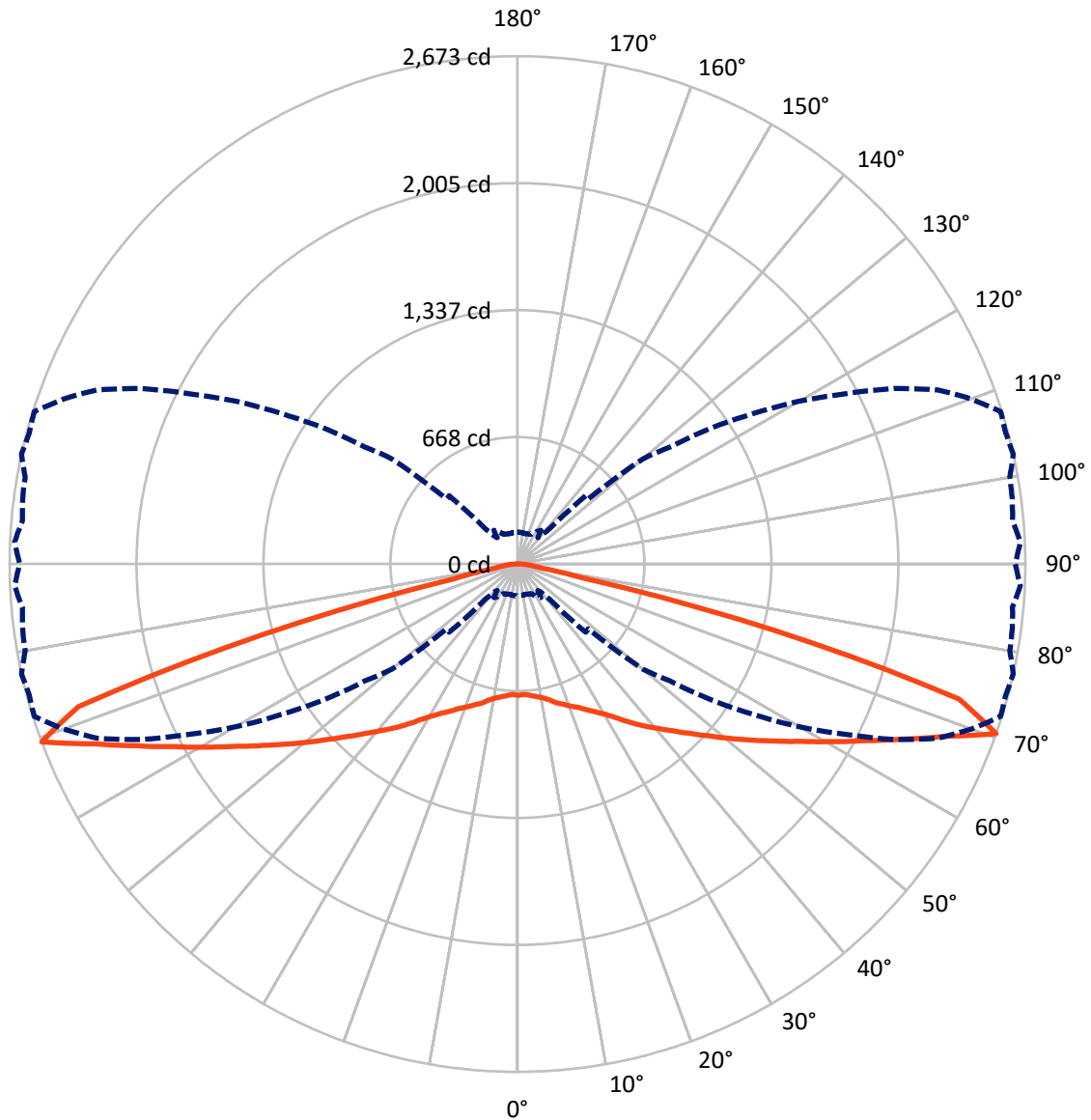
× Max cd
 - - - 1/2 Max cd



Based on 10 foot mounting height. Maximum calculated value = 7.1 fc
 Type II - Medium - Cutoff

REPORT NUMBER: P227459
CATALOG NUMBER: ISW-AF-1200-LED-E1-RW-7030

Luminous Intensity Polar Plot



— Vertical Plane Through 77.5-Deg Lateral - - - Horizontal Cone Through 70-Deg Vertical

REPORT NUMBER: P227459

CATALOG NUMBER: ISW-AF-1200-LED-E1-RW-7030

FLUX DISTRIBUTION:

		Downward	Upward	Total
House Side	Lumens	3008.3	0.5	3008.8
	% Fixture	50.0	0.0	50.0
Street Side	Lumens	3008.3	0.5	3008.8
	% Fixture	50.0	0.0	50.0
Total	Lumens	6016.7	0.9	6017.6
	% Fixture	100.0	0.0	100.0

Coefficient of Utilization

ZONAL LUMENS:

Zone	Lumens	% Fixture
0°-10°	66.8	1.1
10°-20°	208.9	3.5
20°-30°	392.2	6.5
30°-40°	685.3	11.4
40°-50°	1117.2	18.6
50°-60°	1528.9	25.4
60°-70°	1406.4	23.4
70°-80°	549.8	9.1
80°-90°	61.2	1.0
90°-100°	0.9	0.0
100°-110°	0.0	0.0
110°-120°	0.0	0.0
120°-130°	0.0	0.0
130°-140°	0.0	0.0
140°-150°	0.0	0.0
150°-160°	0.0	0.0
160°-170°	0.0	0.0
170°-180°	0.0	0.0
0°-90°	6016.7	100.0
0°-180°	6017.6	100.0



REPORT NUMBER: P227459

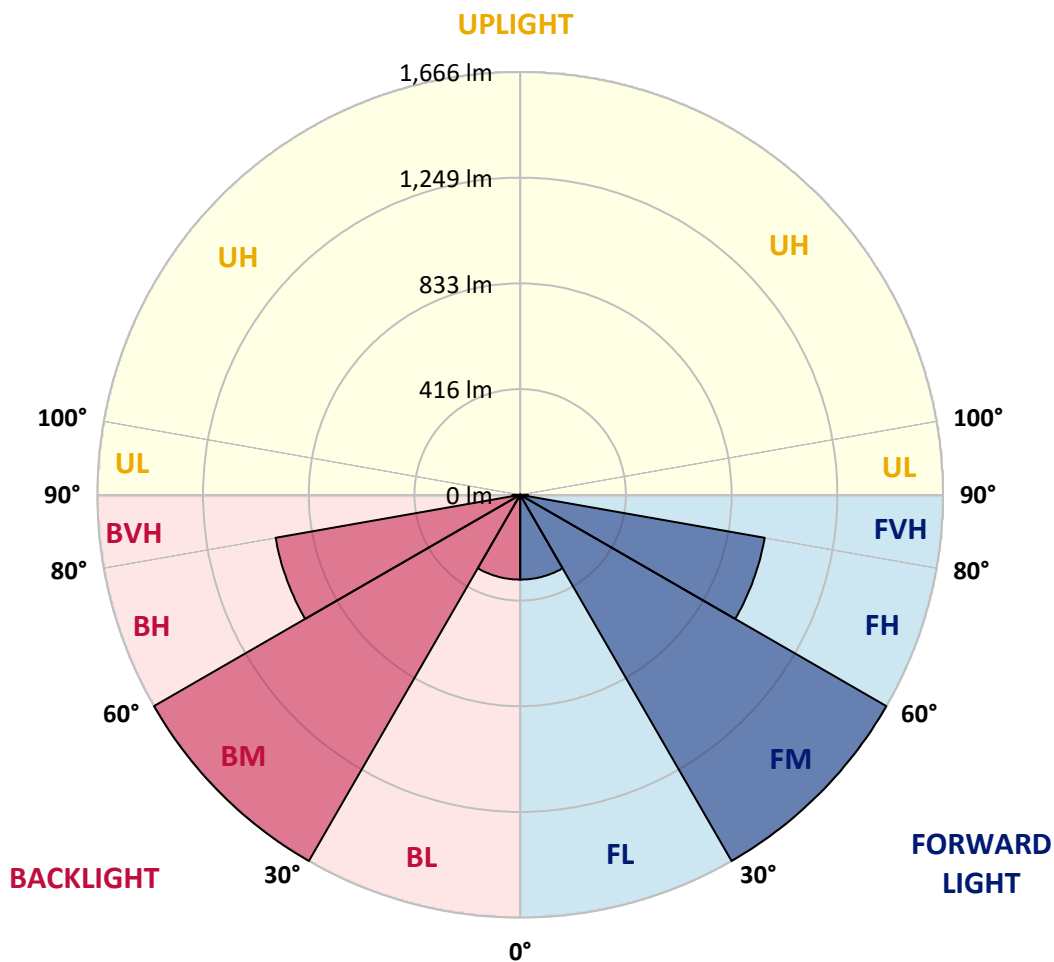
CATALOG NUMBER: ISW-AF-1200-LED-E1-RW-7030

LUMINAIRE CLASSIFICATION SYSTEM LUMEN TABLE AND BUG RATING:

Zone		Lumens	% Fixture	Zone Rating/Lumen Limit		
				B	U	G
FL	(0°-30°)	334.0	5.5			
FM	(30°-60°)	1665.7	27.7			
FH	(60°-80°)	978.1	16.3			G1/1800
FVH	(80°-90°)	30.6	0.5			G1/100
BL	(0°-30°)	334.0	5.5	B1/500		
BM	(30°-60°)	1665.7	27.7	B2/2500		
BH	(60°-80°)	978.1	16.3	B2/1000		G2/1000
BVH	(80°-90°)	30.6	0.5			G1/100
UL	(90°-100°)	0.9	0.0		U1/10	
UH	(100°-180°)	0.5	0.0		U1/10	

BUG Rating: B2-U1-G2

Type II Medium





REPORT NUMBER: P227459

CATALOG NUMBER: ISW-AF-1200-LED-E1-RW-7030

CANDELA DISTRIBUTION (FULL):

	0°	5°	15°	25°	35°	37.5°	40°	42.5°	45°	47.5°	50°
0°	691.3	691.3	691.3	691.3	691.3	691.3	691.3	691.3	691.3	691.3	691.3
2.5°	688.6	687.7	687.7	688.6	690.4	691.3	689.5	690.4	690.4	689.5	692.2
5°	690.4	689.5	690.4	692.2	694.8	697.5	696.6	696.6	697.5	695.7	700.1
7.5°	688.6	687.7	689.5	693.9	700.1	703.7	703.7	703.7	705.4	704.5	709.9
10°	680.6	679.8	684.2	692.2	703.7	706.3	709.0	709.9	715.2	715.2	720.5
12.5°	673.6	674.5	680.6	693.0	711.6	712.5	716.1	719.6	726.7	723.1	732.9
15°	676.2	678.0	686.0	701.0	725.8	724.9	727.6	731.1	742.6	734.6	750.6
17.5°	689.5	692.2	701.0	718.7	744.4	739.9	743.5	748.8	763.8	754.1	772.7
20°	710.7	714.3	724.0	743.5	767.4	763.0	766.5	772.7	790.4	780.7	799.3
22.5°	739.1	742.6	753.2	775.4	801.0	795.7	799.3	804.6	824.0	809.0	832.0
25°	777.1	780.7	792.2	815.2	844.4	838.2	840.0	843.5	863.9	846.2	868.3
27.5°	830.2	833.8	843.5	865.6	894.0	888.6	890.4	894.0	915.2	897.5	917.0
30°	897.5	901.0	909.9	932.0	955.9	949.7	952.4	955.0	974.5	956.8	972.7
32.5°	977.2	976.3	989.5	1012.6	1033.8	1022.3	1022.3	1022.3	1040.9	1023.2	1035.6
35°	1071.0	1071.0	1084.3	1106.4	1125.9	1112.6	1106.4	1102.8	1123.2	1101.1	1109.9
37.5°	1173.7	1169.2	1189.6	1209.9	1228.5	1211.7	1206.4	1202.0	1217.0	1192.2	1196.7
40°	1282.5	1279.0	1301.1	1324.1	1336.5	1314.4	1310.0	1304.6	1320.6	1296.7	1295.8
42.5°	1381.7	1379.0	1407.3	1433.9	1448.9	1420.6	1414.4	1409.1	1426.8	1402.9	1397.6
45°	1465.7	1464.9	1497.6	1533.9	1560.4	1530.3	1525.9	1517.1	1534.8	1505.6	1502.9
47.5°	1531.2	1527.7	1567.5	1620.6	1663.1	1632.1	1631.2	1625.1	1643.6	1611.8	1608.2
50°	1575.5	1578.1	1621.5	1683.5	1752.5	1723.3	1726.0	1723.3	1750.7	1718.9	1723.3
52.5°	1583.5	1588.8	1644.5	1726.0	1822.4	1787.0	1807.4	1815.4	1849.9	1822.4	1831.3
55°	1488.7	1503.8	1588.8	1730.4	1865.8	1843.7	1869.3	1892.4	1941.0	1918.0	1934.0
57.5°	1277.2	1308.2	1406.4	1611.8	1860.5	1872.9	1925.1	1960.5	2019.8	1999.5	2036.6
60°	986.9	1008.1	1117.0	1356.9	1690.6	1707.4	1802.1	1914.5	2050.8	2079.1	2137.5
62.5°	646.1	658.5	764.7	1008.1	1397.6	1402.9	1520.6	1666.7	1903.0	1964.9	2128.7
65°	320.4	337.2	393.9	580.6	978.9	971.8	1101.1	1271.9	1578.1	1646.3	1912.7
67.5°	200.0	202.7	214.2	269.1	490.3	435.5	541.7	720.5	1091.3	1152.4	1490.5
70°	168.2	167.3	164.6	172.6	216.0	175.3	193.8	253.1	508.1	505.4	859.4
72.5°	154.9	152.2	145.2	144.3	150.5	138.1	139.8	143.4	203.6	170.8	331.0
75°	142.5	137.2	128.3	125.7	125.7	115.9	115.9	116.8	131.9	123.9	150.5
77.5°	127.5	121.3	112.4	108.9	105.3	94.7	93.8	94.7	106.2	99.1	112.4
80°	109.8	103.6	97.4	92.1	86.7	77.0	74.3	74.3	84.1	77.0	87.6
82.5°	95.6	87.6	85.9	77.0	69.0	60.2	57.5	53.1	62.0	54.0	65.5
85°	70.8	64.6	81.4	68.2	54.9	48.7	38.9	32.7	38.9	31.9	41.6
87.5°	40.7	38.1	71.7	54.0	48.7	52.2	31.9	23.0	22.1	19.5	23.0
90°	8.0	8.9	11.5	8.0	10.6	5.3	2.7	2.7	5.3	3.5	6.2
92.5°	0.0	0.0	0.0	0.0	0.0	0.0	0.0	0.0	0.0	0.0	0.0
95°	0.0	0.0	0.0	0.0	0.0	0.0	0.0	0.0	0.0	0.0	0.0
97.5°	0.0	0.0	0.0	0.0	0.0	0.0	0.0	0.0	0.0	0.0	0.0
100°	0.0	0.0	0.0	0.0	0.0	0.0	0.0	0.0	0.0	0.0	0.0
102.5°	0.0	0.0	0.0	0.0	0.0	0.0	0.0	0.0	0.0	0.0	0.0
105°	0.0	0.0	0.0	0.0	0.0	0.0	0.0	0.0	0.0	0.0	0.0
107.5°	0.0	0.0	0.0	0.0	0.0	0.0	0.0	0.0	0.0	0.0	0.0
110°	0.0	0.0	0.0	0.0	0.0	0.0	0.0	0.0	0.0	0.0	0.0



REPORT NUMBER: P227459

CATALOG NUMBER: ISW-AF-1200-LED-E1-RW-7030

CANDELA DISTRIBUTION (continued):

	0°	5°	15°	25°	35°	37.5°	40°	42.5°	45°	47.5°	50°
112.5°	0.0	0.0	0.0	0.0	0.0	0.0	0.0	0.0	0.0	0.0	0.0
115°	0.0	0.0	0.0	0.0	0.0	0.0	0.0	0.0	0.0	0.0	0.0
117.5°	0.0	0.0	0.0	0.0	0.0	0.0	0.0	0.0	0.0	0.0	0.0
120°	0.0	0.0	0.0	0.0	0.0	0.0	0.0	0.0	0.0	0.0	0.0
122.5°	0.0	0.0	0.0	0.0	0.0	0.0	0.0	0.0	0.0	0.0	0.0
125°	0.0	0.0	0.0	0.0	0.0	0.0	0.0	0.0	0.0	0.0	0.0
127.5°	0.0	0.0	0.0	0.0	0.0	0.0	0.0	0.0	0.0	0.0	0.0
130°	0.0	0.0	0.0	0.0	0.0	0.0	0.0	0.0	0.0	0.0	0.0
132.5°	0.0	0.0	0.0	0.0	0.0	0.0	0.0	0.0	0.0	0.0	0.0
135°	0.0	0.0	0.0	0.0	0.0	0.0	0.0	0.0	0.0	0.0	0.0
137.5°	0.0	0.0	0.0	0.0	0.0	0.0	0.0	0.0	0.0	0.0	0.0
140°	0.0	0.0	0.0	0.0	0.0	0.0	0.0	0.0	0.0	0.0	0.0
142.5°	0.0	0.0	0.0	0.0	0.0	0.0	0.0	0.0	0.0	0.0	0.0
145°	0.0	0.0	0.0	0.0	0.0	0.0	0.0	0.0	0.0	0.0	0.0
147.5°	0.0	0.0	0.0	0.0	0.0	0.0	0.0	0.0	0.0	0.0	0.0
150°	0.0	0.0	0.0	0.0	0.0	0.0	0.0	0.0	0.0	0.0	0.0
152.5°	0.0	0.0	0.0	0.0	0.0	0.0	0.0	0.0	0.0	0.0	0.0
155°	0.0	0.0	0.0	0.0	0.0	0.0	0.0	0.0	0.0	0.0	0.0
157.5°	0.0	0.0	0.0	0.0	0.0	0.0	0.0	0.0	0.0	0.0	0.0
160°	0.0	0.0	0.0	0.0	0.0	0.0	0.0	0.0	0.0	0.0	0.0
162.5°	0.0	0.0	0.0	0.0	0.0	0.0	0.0	0.0	0.0	0.0	0.0
165°	0.0	0.0	0.0	0.0	0.0	0.0	0.0	0.0	0.0	0.0	0.0
167.5°	0.0	0.0	0.0	0.0	0.0	0.0	0.0	0.0	0.0	0.0	0.0
170°	0.0	0.0	0.0	0.0	0.0	0.0	0.0	0.0	0.0	0.0	0.0
172.5°	0.0	0.0	0.0	0.0	0.0	0.0	0.0	0.0	0.0	0.0	0.0
175°	0.0	0.0	0.0	0.0	0.0	0.0	0.0	0.0	0.0	0.0	0.0
177.5°	0.0	0.0	0.0	0.0	0.0	0.0	0.0	0.0	0.0	0.0	0.0
180°	0.0	0.0	0.0	0.0	0.0	0.0	0.0	0.0	0.0	0.0	0.0



REPORT NUMBER: P227459

CATALOG NUMBER: ISW-AF-1200-LED-E1-RW-7030

CANDELA DISTRIBUTION (continued):

	52.5°	55°	57.5°	60°	62.5°	65°	67.5°	70°	72.5°	75°	77.5°
0°	691.3	691.3	691.3	691.3	691.3	691.3	691.3	691.3	691.3	691.3	691.3
2.5°	689.5	692.2	688.6	692.2	686.0	691.3	686.8	692.2	687.7	692.2	686.8
5°	693.9	701.0	693.0	702.8	691.3	702.8	693.0	703.7	694.8	703.7	693.9
7.5°	701.0	713.4	702.8	715.2	701.0	716.9	703.7	718.7	705.4	719.6	704.5
10°	709.9	725.8	711.6	727.6	710.7	729.3	712.5	732.0	714.3	733.8	715.2
12.5°	717.8	738.2	722.2	743.5	724.9	747.0	727.6	752.3	731.1	756.8	732.9
15°	732.9	759.4	739.1	764.7	743.5	769.2	747.9	776.2	752.3	781.5	756.8
17.5°	752.3	781.5	760.3	786.0	763.0	791.3	768.3	796.6	772.7	802.8	775.4
20°	778.9	808.1	786.0	810.8	788.6	814.3	791.3	817.0	796.6	822.3	798.4
22.5°	809.0	836.4	812.5	837.3	812.5	836.4	814.3	837.3	817.0	840.9	819.6
25°	845.3	870.9	847.0	868.3	843.5	864.7	843.5	864.7	846.2	866.5	850.6
27.5°	895.7	915.2	890.4	909.0	882.5	901.0	878.9	897.5	879.8	897.5	881.6
30°	952.4	970.1	941.8	956.8	927.6	941.8	917.9	933.8	915.2	932.0	919.6
32.5°	1014.3	1028.5	1000.2	1012.6	982.5	994.9	969.2	979.8	963.9	974.5	966.5
35°	1083.4	1097.5	1068.3	1079.8	1049.7	1060.4	1034.7	1040.0	1024.1	1031.1	1024.1
37.5°	1165.7	1178.1	1144.4	1155.1	1122.3	1135.6	1104.6	1109.9	1090.5	1094.9	1080.7
40°	1254.2	1267.5	1227.6	1238.3	1197.5	1212.6	1178.1	1181.6	1155.1	1159.5	1137.4
42.5°	1349.8	1362.2	1312.6	1321.5	1273.7	1289.6	1248.9	1256.0	1224.1	1228.5	1200.2
45°	1455.1	1462.2	1407.3	1413.5	1356.0	1371.9	1320.6	1333.9	1295.8	1304.6	1271.9
47.5°	1553.4	1567.5	1507.3	1512.6	1450.7	1460.4	1401.1	1418.8	1378.1	1391.4	1351.6
50°	1665.8	1676.4	1618.9	1619.7	1559.6	1563.1	1496.7	1514.4	1470.2	1484.3	1441.8
52.5°	1780.8	1787.9	1726.0	1732.2	1672.8	1679.0	1612.7	1619.7	1568.4	1580.8	1539.2
55°	1892.4	1894.1	1842.8	1841.0	1785.3	1796.8	1723.3	1739.2	1678.2	1691.4	1644.5
57.5°	2003.9	2010.1	1962.3	1964.0	1908.3	1916.3	1849.9	1861.4	1803.8	1819.8	1761.4
60°	2121.6	2141.1	2094.2	2100.4	2047.2	2063.2	1982.6	1997.7	1934.8	1960.5	1897.7
62.5°	2196.8	2269.4	2260.6	2270.3	2219.8	2227.8	2144.6	2168.5	2093.3	2111.9	2047.2
65°	2053.4	2231.4	2321.6	2420.8	2423.4	2449.1	2368.5	2377.4	2302.2	2297.7	2221.6
67.5°	1673.7	1893.2	2045.5	2249.1	2391.6	2528.7	2578.3	2590.7	2550.0	2506.6	2420.8
70°	1009.9	1249.8	1473.7	1713.6	1938.4	2185.3	2395.1	2540.3	2666.8	2660.6	2673.0
72.5°	399.2	598.3	747.9	972.7	1195.8	1469.3	1701.2	1905.6	2123.4	2257.0	2430.5
75°	157.5	208.0	243.4	369.1	475.3	678.9	883.3	994.0	1164.8	1281.6	1402.0
77.5°	113.3	123.9	125.7	146.0	154.0	213.3	249.6	287.7	323.9	347.0	342.5
80°	87.6	94.7	94.7	103.6	102.7	114.2	111.5	122.1	121.3	130.1	123.9
82.5°	65.5	69.9	69.9	77.0	77.0	84.1	82.3	89.4	86.7	92.9	86.7
85°	42.5	46.9	46.9	50.5	48.7	55.8	54.9	60.2	57.5	60.2	55.8
87.5°	23.9	26.6	27.4	30.1	27.4	32.7	31.9	34.5	31.9	34.5	32.7
90°	3.5	5.3	3.5	5.3	2.7	8.0	4.4	8.9	2.7	10.6	4.4
92.5°	0.0	0.0	0.0	0.0	0.0	0.0	0.0	0.0	0.0	0.0	0.0
95°	0.0	0.0	0.0	0.0	0.0	0.0	0.0	0.0	0.0	0.0	0.0
97.5°	0.0	0.0	0.0	0.0	0.0	0.0	0.0	0.0	0.0	0.0	0.0
100°	0.0	0.0	0.0	0.0	0.0	0.0	0.0	0.0	0.0	0.0	0.0
102.5°	0.0	0.0	0.0	0.0	0.0	0.0	0.0	0.0	0.0	0.0	0.0
105°	0.0	0.0	0.0	0.0	0.0	0.0	0.0	0.0	0.0	0.0	0.0
107.5°	0.0	0.0	0.0	0.0	0.0	0.0	0.0	0.0	0.0	0.0	0.0
110°	0.0	0.0	0.0	0.0	0.0	0.0	0.0	0.0	0.0	0.0	0.0



REPORT NUMBER: P227459

CATALOG NUMBER: ISW-AF-1200-LED-E1-RW-7030

CANDELA DISTRIBUTION (continued):

	52.5°	55°	57.5°	60°	62.5°	65°	67.5°	70°	72.5°	75°	77.5°
112.5°	0.0	0.0	0.0	0.0	0.0	0.0	0.0	0.0	0.0	0.0	0.0
115°	0.0	0.0	0.0	0.0	0.0	0.0	0.0	0.0	0.0	0.0	0.0
117.5°	0.0	0.0	0.0	0.0	0.0	0.0	0.0	0.0	0.0	0.0	0.0
120°	0.0	0.0	0.0	0.0	0.0	0.0	0.0	0.0	0.0	0.0	0.0
122.5°	0.0	0.0	0.0	0.0	0.0	0.0	0.0	0.0	0.0	0.0	0.0
125°	0.0	0.0	0.0	0.0	0.0	0.0	0.0	0.0	0.0	0.0	0.0
127.5°	0.0	0.0	0.0	0.0	0.0	0.0	0.0	0.0	0.0	0.0	0.0
130°	0.0	0.0	0.0	0.0	0.0	0.0	0.0	0.0	0.0	0.0	0.0
132.5°	0.0	0.0	0.0	0.0	0.0	0.0	0.0	0.0	0.0	0.0	0.0
135°	0.0	0.0	0.0	0.0	0.0	0.0	0.0	0.0	0.0	0.0	0.0
137.5°	0.0	0.0	0.0	0.0	0.0	0.0	0.0	0.0	0.0	0.0	0.0
140°	0.0	0.0	0.0	0.0	0.0	0.0	0.0	0.0	0.0	0.0	0.0
142.5°	0.0	0.0	0.0	0.0	0.0	0.0	0.0	0.0	0.0	0.0	0.0
145°	0.0	0.0	0.0	0.0	0.0	0.0	0.0	0.0	0.0	0.0	0.0
147.5°	0.0	0.0	0.0	0.0	0.0	0.0	0.0	0.0	0.0	0.0	0.0
150°	0.0	0.0	0.0	0.0	0.0	0.0	0.0	0.0	0.0	0.0	0.0
152.5°	0.0	0.0	0.0	0.0	0.0	0.0	0.0	0.0	0.0	0.0	0.0
155°	0.0	0.0	0.0	0.0	0.0	0.0	0.0	0.0	0.0	0.0	0.0
157.5°	0.0	0.0	0.0	0.0	0.0	0.0	0.0	0.0	0.0	0.0	0.0
160°	0.0	0.0	0.0	0.0	0.0	0.0	0.0	0.0	0.0	0.0	0.0
162.5°	0.0	0.0	0.0	0.0	0.0	0.0	0.0	0.0	0.0	0.0	0.0
165°	0.0	0.0	0.0	0.0	0.0	0.0	0.0	0.0	0.0	0.0	0.0
167.5°	0.0	0.0	0.0	0.0	0.0	0.0	0.0	0.0	0.0	0.0	0.0
170°	0.0	0.0	0.0	0.0	0.0	0.0	0.0	0.0	0.0	0.0	0.0
172.5°	0.0	0.0	0.0	0.0	0.0	0.0	0.0	0.0	0.0	0.0	0.0
175°	0.0	0.0	0.0	0.0	0.0	0.0	0.0	0.0	0.0	0.0	0.0
177.5°	0.0	0.0	0.0	0.0	0.0	0.0	0.0	0.0	0.0	0.0	0.0
180°	0.0	0.0	0.0	0.0	0.0	0.0	0.0	0.0	0.0	0.0	0.0



REPORT NUMBER: P227459

CATALOG NUMBER: ISW-AF-1200-LED-E1-RW-7030

CANDELA DISTRIBUTION (continued):

	80°	82.5°	85°	87.5°	90°
0°	691.3	691.3	691.3	691.3	691.3
2.5°	691.3	689.5	693.0	687.7	692.2
5°	703.7	695.7	705.4	695.7	704.5
7.5°	720.5	707.2	721.4	707.2	721.4
10°	736.4	714.3	737.3	716.1	738.2
12.5°	760.3	733.8	763.8	734.6	763.8
15°	786.9	756.8	790.4	757.7	792.2
17.5°	808.1	778.9	811.6	778.9	812.5
20°	825.8	802.8	830.2	802.8	832.9
22.5°	846.2	829.3	851.5	829.3	856.8
25°	872.7	861.2	878.9	863.0	882.5
27.5°	903.7	895.7	909.9	898.4	913.4
30°	940.0	937.3	944.4	939.1	947.9
32.5°	980.7	986.9	986.9	986.9	990.4
35°	1040.0	1045.3	1045.3	1047.1	1048.0
37.5°	1096.6	1105.5	1104.6	1107.3	1107.3
40°	1155.9	1167.5	1167.5	1167.5	1169.2
42.5°	1221.4	1233.8	1235.6	1230.3	1233.8
45°	1294.9	1299.3	1303.8	1301.1	1307.3
47.5°	1373.7	1378.1	1381.7	1378.1	1387.8
50°	1466.6	1465.7	1475.5	1465.7	1479.9
52.5°	1564.0	1571.9	1578.1	1568.4	1578.1
55°	1673.7	1671.1	1691.4	1678.2	1691.4
57.5°	1794.1	1794.1	1814.5	1802.1	1817.1
60°	1936.6	1925.1	1953.4	1933.1	1953.4
62.5°	2080.9	2060.5	2092.4	2074.7	2101.2
65°	2247.3	2218.1	2248.2	2225.2	2249.1
67.5°	2415.5	2381.8	2391.6	2380.0	2393.3
70°	2631.4	2627.0	2615.5	2649.1	2619.9
72.5°	2403.1	2454.4	2412.8	2493.3	2438.5
75°	1476.4	1571.1	1623.3	1705.6	1692.3
77.5°	349.6	310.7	342.5	307.1	346.1
80°	129.2	117.7	123.0	107.1	119.5
82.5°	88.5	77.0	74.3	59.3	63.7
85°	56.6	46.0	42.5	35.4	38.9
87.5°	33.6	25.7	23.9	20.4	21.2
90°	9.7	3.5	7.1	1.8	6.2
92.5°	0.0	0.0	0.0	0.0	0.0
95°	0.0	0.0	0.0	0.0	0.0
97.5°	0.0	0.0	0.0	0.0	0.0
100°	0.0	0.0	0.0	0.0	0.0
102.5°	0.0	0.0	0.0	0.0	0.0
105°	0.0	0.0	0.0	0.0	0.0
107.5°	0.0	0.0	0.0	0.0	0.0
110°	0.0	0.0	0.0	0.0	0.0



REPORT NUMBER: P227459

CATALOG NUMBER: ISW-AF-1200-LED-E1-RW-7030

CANDELA DISTRIBUTION (continued):

	80°	82.5°	85°	87.5°	90°
112.5°	0.0	0.0	0.0	0.0	0.0
115°	0.0	0.0	0.0	0.0	0.0
117.5°	0.0	0.0	0.0	0.0	0.0
120°	0.0	0.0	0.0	0.0	0.0
122.5°	0.0	0.0	0.0	0.0	0.0
125°	0.0	0.0	0.0	0.0	0.0
127.5°	0.0	0.0	0.0	0.0	0.0
130°	0.0	0.0	0.0	0.0	0.0
132.5°	0.0	0.0	0.0	0.0	0.0
135°	0.0	0.0	0.0	0.0	0.0
137.5°	0.0	0.0	0.0	0.0	0.0
140°	0.0	0.0	0.0	0.0	0.0
142.5°	0.0	0.0	0.0	0.0	0.0
145°	0.0	0.0	0.0	0.0	0.0
147.5°	0.0	0.0	0.0	0.0	0.0
150°	0.0	0.0	0.0	0.0	0.0
152.5°	0.0	0.0	0.0	0.0	0.0
155°	0.0	0.0	0.0	0.0	0.0
157.5°	0.0	0.0	0.0	0.0	0.0
160°	0.0	0.0	0.0	0.0	0.0
162.5°	0.0	0.0	0.0	0.0	0.0
165°	0.0	0.0	0.0	0.0	0.0
167.5°	0.0	0.0	0.0	0.0	0.0
170°	0.0	0.0	0.0	0.0	0.0
172.5°	0.0	0.0	0.0	0.0	0.0
175°	0.0	0.0	0.0	0.0	0.0
177.5°	0.0	0.0	0.0	0.0	0.0
180°	0.0	0.0	0.0	0.0	0.0

(END OF REPORT)